



SUMMARY KEY DISCLOSURE STATEMENT
for the financial year ended: 30 June 2025

Introductory Statement

- ☒ The purpose of this information is to provide customers and potential customers with information about the financial condition of their credit institution.
- ☒ The explanation of the terms used in the Key Disclosure Statement is contained in the Reserve Bank publication "Your Bank's Disclosure Statement : What's In It For You". The terms used in the brochure are also applicable to credit institutions. The brochure can be obtained from the Reserve Bank of Fiji. Other information can be viewed at all branches of Kontiki Finance Limited.

Corporate Information

- ☒ The full name of the credit institution is Kontiki Finance Limited
- ☒ The names of the directors of Kontiki Finance Limited are:
 - Barry Trevor Whiteside (concluded Chair term on 30/10/24)
 - Chirk Hoy Yam (assumed Chair role on 31/10/24)
 - Glen Wilfred Craig (resigned on 20/2/25)
 - Griffon Ian Emose
 - Peter Andrew Dixon
 - Desmond Eric Kearse
 - Mark Morris Halabe (appointed 30th October 2024)

	Audited Current Year	Audited Prior Period
--	-------------------------	-------------------------

Profitability

<input checked="" type="checkbox"/> Net operating profit/(loss) after tax (\$'000)	8,762	5,049
<input checked="" type="checkbox"/> As a percentage of average total assets	3.03%	1.82%

Size - as at end of financial year

<input checked="" type="checkbox"/> Total assets (\$'000)	302,492	276,334
<input checked="" type="checkbox"/> The percentage change in total assets over 12 months	9.47%	-0.47%

Capital Adequacy - as at end of financial year

<input checked="" type="checkbox"/> Tier 1 Capital (\$'000)	32,981	24,708
<input checked="" type="checkbox"/> Tier 1 capital to total risk-weighted assets ratio	15.32%	12.28%
<input checked="" type="checkbox"/> Total Capital (\$'000)	43,176	40,944
<input checked="" type="checkbox"/> Capital adequacy ratio	20.05%	20.35%

	Audited Current Year	Audited Prior Period
--	-------------------------	-------------------------

Asset Quality - as at end of financial year

<input checked="" type="checkbox"/> Total impaired assets (on- and off-balance sheet) (\$'000)	36,841	22,245
<input checked="" type="checkbox"/> As a percentage of total assets	12.18%	8.05%
<input checked="" type="checkbox"/> Total individually assessed provisions (\$'000)	11,271	4,972
<input checked="" type="checkbox"/> Total collectively assessed provisions (\$'000)	387	-
<input checked="" type="checkbox"/> Total provisions as a percentage of total impaired assets	31.64%	22.35%
<input checked="" type="checkbox"/> General reserves for credit losses (\$'000)	7,802	8,315

Peak Credit Exposure Concentrations - number of counterparties or groups of closely-related counterparties in relation to the total capital of the credit institution

<input checked="" type="checkbox"/> 10% to 20% of total capital	-	-
<input checked="" type="checkbox"/> 20% to 25% of total capital	-	-
<input checked="" type="checkbox"/> Over 25% of total capital	-	-

Peak Connected Persons Credit Exposures - for all connected persons

<input checked="" type="checkbox"/> Peak end-of -day credit exposure amount (\$'000)	-	-
<input checked="" type="checkbox"/> As a percentage of total capital	-	-
<input checked="" type="checkbox"/> Maximum peak end-of-day aggregate credit exposure to all connected persons as a percentage of total capital	-	-

Balance Sheet

The Balance Sheet for the Fiji Operations as prepared under the IFRSs should be reported here and should include, but should not be limited to, the following:

	\$	\$
Cash and liquid assets	15,737,979	34,974,308
Balance with the Reserve Bank of Fiji	-	-
Receivables due from other financial institutions	57,000,000	36,300,000
Securities held	7,670,411	7,576,071
Loans (including advances to customers and similar facilities)	193,053,145	175,413,591
Provision for doubtful debts	(11,657,325)	(4,972,057)
Fixed assets	9,799,185	9,906,572
Other assets	30,888,124	17,135,053
Total Assets	302,491,518	276,333,538
Deposits of Promissory Notes of statutory bodies	-	-
Payables due to other financial institutions	-	-
Deposits and borrowings	226,896,934	210,972,396
Amounts owed to other depositors	-	-
Certificates of deposits	-	-
Promissory Notes and other liabilities evidenced by paper	-	-
Other borrowed funds	11,590,000	15,590,000
Other Liabilities	5,191,966	5,544,887
Issued and paid up or assigned capital	28,124,940	15,551,538
Capital reserves	-	-
Revaluation reserves	-	-
General reserves for credit losses	7,801,814	8,314,917
Other reserves	70,411	23,929
Retained earnings	22,815,453	20,383,729

	Audited Current Year	Audited Prior Period
--	-------------------------	-------------------------

Income Statement

The Income Statement for the Fiji Operations as prepared under the IFRSs should be reported here and should include, but should not be limited to, the following:


	\$	\$
Interest and similar income	45,069,287	38,318,837
Interest and similar expense	(7,430,504)	(7,753,815)
Dividend income	-	-
Fee and commission revenue	640,936	1,062,625
Fee and commission expense	-	-
Other revenues arising from financial instruments	-	-
Gains less losses arising from dealing securities	-	-
Other expenses arising from financial instruments	-	-
Gains less losses arising from investment securities	-	-
Gains less losses arising from dealing in foreign currencies	-	-
Other operating revenue	2,079,400	2,005,818
Bad and doubtful debts (including provisions for impairment)	(15,727,981)	(14,632,587)
Recoveries of bad and doubtful debts	4,978,926	4,691,034
General administration expense	-	-
Other operating expense	(22,081,821)	(18,089,279)
Net profit/(loss) before tax	7,528,243	5,602,633
Net profit/(loss) after tax	8,761,784	5,048,773


Availability of Disclosure Statements


- ☒ Kontiki Finance Limited's most recent Key Disclosure Statement is available at all Kontiki Finance Limited branches.
- ☒ Kontiki Finance Limited's most recent General Disclosure Statement is available at all Kontiki Finance Limited branches.
- ☒ The most recent audited balance sheet and profit and loss statements and other publicly available financial information on any "associated person" of the credit institution are available for inspection in our head office located at Kontiki Finance Limited.
- ☒ Where necessary, comparative figures have been adjusted to conform to changes in the presentation in the current year.

Independent Audit Report

- ☒ Independent Auditor's Report shall state:
 - (a) that the Key Disclosure Statement has been examined by the auditor;
 - (b) that the Key Disclosure Statement has been completed in accordance with the Notice and whether the information contained has been properly taken, where applicable, from the General Disclosure Statement; and
 - (c) the nature of the examination conducted and whether a qualified or unqualified opinion has been given in respect of the information.


Director


Director


Auditor